

September 2018
Commission Report
Nancy Howe, County Librarian

Summer Success Stories



With a lofty goal of registering over 25,000 readers and reading 100,000 books as a community, SCCLD far exceeded expectations. There were 32,132 children, teens and adults who participated in Reading Takes you Everywhere. Not only did we achieve more than a 30% increase over 2017 in the number of participants, we also saw a huge jump in those completing the reading challenge from 8% to 30%. Our focus on preventing “Summer Slide” has achieved real results.

What was equally exciting, as a community we read almost 179,000 books! In June/July, children’s circulation of books increased by 7% and adult and teens by 5% year over year! We also saw an increase of 47% in adult/teen audiobooks and a 71% increase in children’s audiobooks.

It was a system-wide success with increased registration and engaging programs for all ages. We are so proud of our staff for driving the program and our community for accepting our challenge, reading over 179,000 books this summer!

SCCLD was busy not only feeding our community’s mind, but also feeding hungry children through Lunch at the Library. Only 1 in 6 children who receive a free or subsidized lunch during the school year has access to this meal during the summer months. Lunch at the Library provides a healthy meal along with fun, educational activities for children and their caregivers. Our program was a big success with committed staff, volunteers and very happy families who benefitted. In our second year, we were able to serve hot lunches at Morgan Hill,



Photo blurred to provide privacy


feed 250% more children through the Bookmobile working with Gwinn Elementary School in San Martin, and Gilroy's Lunch at the Library was top notch with teen volunteers providing assistance, energy and a positive role model for the younger kids. A very special thank you to the Santa Clara County Library District Foundation for funding the teen volunteers. In addition, through our

partnerships with the YMCA and Second Harvest, we were also able to not only feed the kids, but provide much needed food to their accompanying parents and guardians. Finally, through our new summer reading partnership with the SF 49ers, those kids who enjoyed Lunch at the Library were treated to a special visit by Sourdough Sam from the 49ers.

We served 5,388 meals this summer as opposed to 4,039 last year. This is just another example of how SCCLD is changing lives and helping to build a stronger community.

Everbright Lights Up Milpitas Library

SCCLD has installed an Everbright wall display at the Milpitas Library. The high tech, interactive light wall is both educational and entertaining, inviting families to create images by adjusting each dial to whatever color they choose. With 476 dials on the 4 foot by 7.83-foot panel, the number of designs that can be created is unlimited.



This new community interactive wall allows our patrons to create designs in every color of the rainbow- plus every hue in-between. Everbright promotes fun, learning and imagination,

allowing our patrons to discover their creative side. It is also an excellent educational tool for young children taking their first steps, involving touching and manipulating objects with hands, seeing changes of color, and beginning to form patterns. The connection between the hand, eyes and the brain is critical to early literacy.

Everbright creates its bright light displays with multiple RGB LED pixels that can rotate endlessly in either direction, changing color and hue as the dials rotate. It is easy to use by all ages. SCCLD's Everbright will be on display for 6-8 weeks at Milpitas Library before rotating to another one of our libraries.

The Everbright was designed by Dr. Alan Rorie of Oakland-based Hero Designs. Previously, Dr. Rorie was a neuroscience researcher at Stanford University and a postdoctoral fellow at The Exploratorium Teacher Institute. He used these experiences to design the Everbright to be engaging and educational incorporating STEAM attributes.

Bringing Consumer Health to the Library

SCCLD is encouraging the local community to sign up and meet with a public health registered dietitian nutritionist this September.

Living in the Silicon Valley can be tough, rewarding, interesting, challenging but above all—busy. We live busy lives and with so many fad diets and conflicting reports on various types of food, SCCLD is taking some of the mystery away by offering one on one appointments with a registered dietician nutritionist. Each of our community libraries are offering six personalized 20-minute appointments with the dietician to help our patrons identify a healthy, individualized meal plan. The nutritionist will offer advice and knowledge about eating habits, nutrition, meal plans, and will be open to all other questions brought forward.



Family Concert Series—Jose-Luis Orozco

Kick off Hispanic Heritage Month (September 15-October 15) with a bilingual celebration of music! Join us as educator and longtime children's author Jose-Luis Orozco brings his love of Latin American culture to our libraries through his music and stories. Come sing, dance, and maybe learn a few new words in a second language. The concerts are for all ages.

- Gilroy Library- Saturday, September 15, 11am-11:45am, Community Room
- Los Altos Library- Saturday, September 15, 3pm-4pm, Community Room
- Cupertino Library- Monday, September 17, 10:15am-11am, Community Room
- Milpitas Library- Monday, September 17, 7pm-8pm, Auditorium
- Saratoga Library- Tuesday, September 18, 10:30am-11am, Community Room
- Campbell Library- Wednesday, September 19, 10:30am-11am, Community Room
- Morgan Hill Library- Wednesday, September 19, 3:30pm-4:15pm, Program Room

Campbell City Council Approves Bond Measure for November Ballot



Measure O was placed on the November ballot by the Campbell City Council. If the measure is approved by 2/3 vote, the City would be authorized to issue up to \$50M in general obligation bonds to be spent on improvements to the police and library facilities, including:

- A new, accessible police operations building that would remain operational during a disaster, would utilize up-to-date crime fighting technology, and be able to adapt to future needs;
- An energy-efficient library that meets earthquake and fire codes, with space for

collaboration, senior reading, after-school homework programs, children's story times and children's collection, summer reading programs, and public access computer and computer lab, ensuring ADA accessibility throughout the library for senior and disabled residents.

Library Trends:

This month, in recognition of Hispanic Heritage Month, Welcoming Week and celebrating what makes Silicon Valley so rich in culture and diversity, we are providing an important local resource with the latest snapshot of the Silicon Valley. The Silicon Valley Indicators website is a project of the [Silicon Valley Institute for Regional Studies](#), housed within [Joint Venture Silicon Valley](#) providing valuable local statistical information.

Hispanic Heritage Month (September 15-Oct 15) and Welcoming Week (Sep 14-23) are important events occurring in September. Hispanic Heritage Month recognizes the contributions made and the important presence of Hispanic and Latino Americans to the United States as we celebrate their heritage and culture. SCCLD has planned a host of various programs for all ages ranging from family concerts, documentaries, crafts and more. Welcoming Week is an annual series of events for communities to bring together immigrants, refugees, and native-born residents in an effort to raise awareness of the benefits of welcoming everyone. SCCLD will be hosting free and confidential appointments for patrons to meet with accredited lawyers and professionals to provide guidance around various immigration issues.

SILICON VALLEY INDICATORS

Presented by the Silicon Valley Institute for Regional Studies

[SKIP TO CONTENT](#)

To search, type and hit enter

Snapshot of the Region

Silicon Valley Population Clock

3,106,443

As of Fri Aug 31 2018 11:32:11 GMT-0700 (Pacific Daylight Time)

Components of Population Change

One birth every **17 minutes**

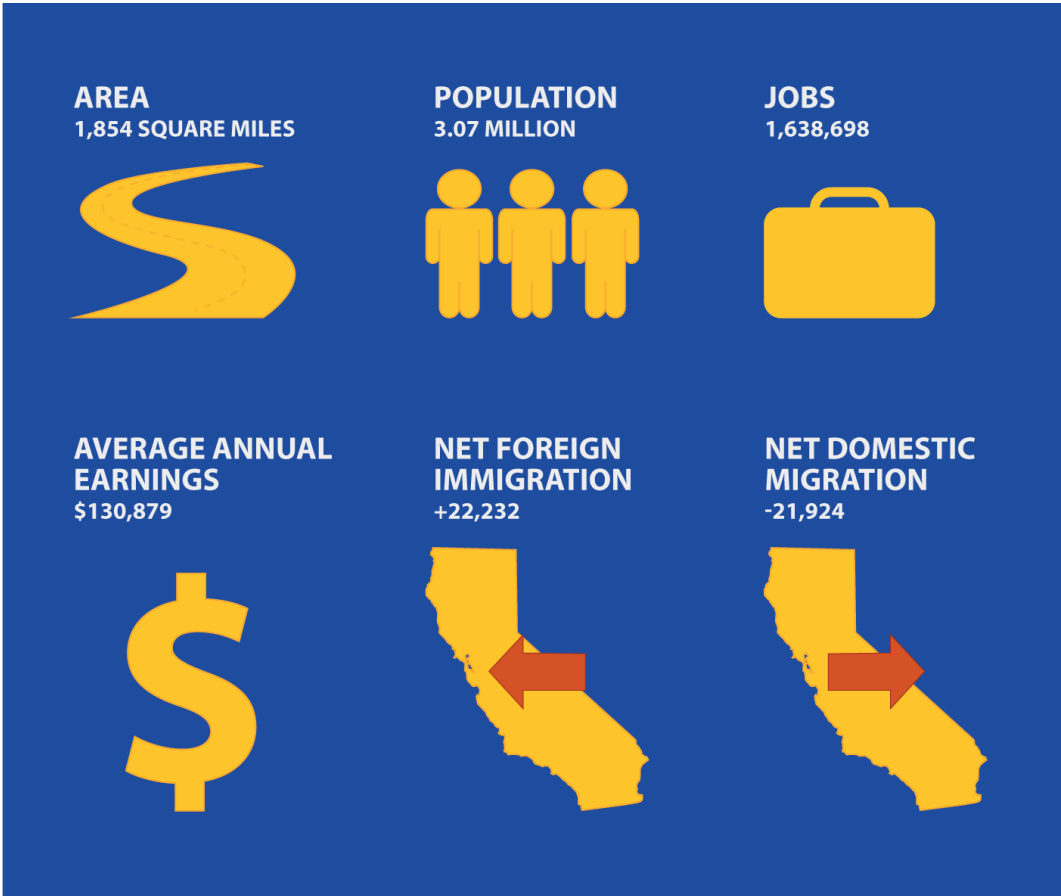
One death every **35 minutes**

Gain one international immigrant every **24 minutes**

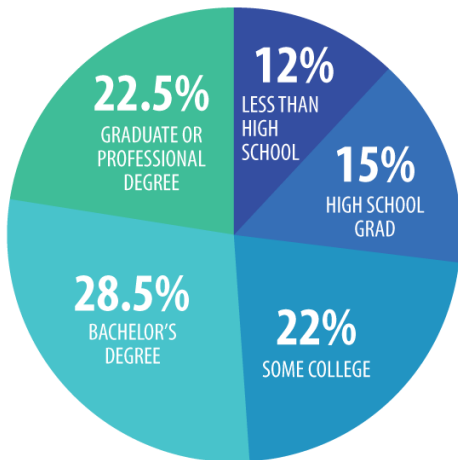
Lose one domestic migrant every **24 hours**

Net gain of one person every **26 minutes** (or 56 people per day)

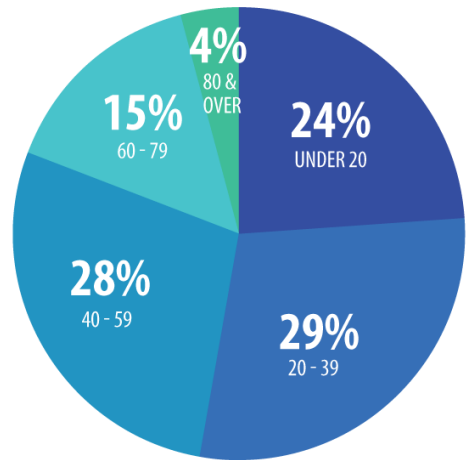
Based on California Department of Finance January 2017 population data for Fremont, Newark, Union City, and Scotts Valley, and July 2017 population data for Santa Clara and San Mateo Counties. Estimated using the most recent growth rates available. Estimates for births, deaths, and migration are based on July data for San Mateo and Santa Clara Counties only.

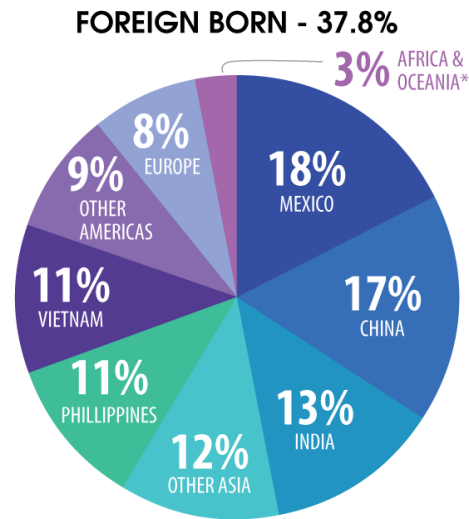
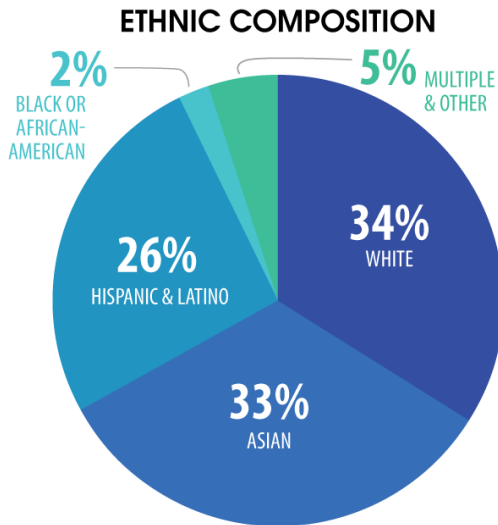


ADULT EDUCATIONAL ATTAINMENT



AGE DISTRIBUTION





*Oceania includes American Samoa, Australia, Cook Islands, Fiji, French Polynesia, Guam, Kiribati, Marshall Islands, Federated States of Micronesia, Nauru, New Caledonia, New Zealand, Northern Mariana Islands, Palau, Papua New Guinea, Samoa, Solomon Islands, Tonga, Tuvalu, Vanuatu, Wallis and Futuna.

Note: Area, Population, Jobs, and Average Annual Earnings figures are based on the city-defined Silicon Valley region; whereas Net Foreign Immigration and Domestic Migration, Adult Educational Attainment, Age Distribution, Ethnic Composition, and Foreign Born figures are based on Santa Clara and San Mateo County data only. Percentages may not add up to 100% due to rounding.